

Annual Report to Tenants 2022-23



Please use your finger
or cursor to move up
and down the pages.
Home icon below will
return you to contents.



Welcome to this year's Annual Report to Tenants

It includes information
about performance
we give the Scottish
Housing Regulator.

We postponed our full
customer satisfaction
survey last year, and we
are carrying it out this
year instead.



The Regulator allows social landlords to use the same indicators for up to three years.

As a result, the tenant satisfaction figures reported here – which we've also given to the Regulator over the past three years – are from 2019-20 and are marked with an asterisk (*).



Contents

**Supporting our
tenants**

5

**Homes and
communities**

11

**Your repairs
service**

15

**Rent and value
for money**

20

**Engaging with
tenants**

24

Scrutiny panel

28




Supporting our tenants

Many people struggled with the cost-of-living crisis and we did everything we could to help.

We supported tenants to pay their rent and other bills, put food on the table, access work and training and furnish their home.





7443

referrals to
'Here for You' campaign

13,600

tenants supported by
Wheatley Foundation





£8.8m

claimed back in Benefits

298

jobs and training
places created





3031

households helped with
emergency food

614

households provided
with free furniture



Overall satisfaction

Tenants satisfied with the overall service

2022-23

88%*

2021-22

88%*

Scottish
average

86.7%

*Same figure as past two years (see page 3)

Medical adaptations

Average time to complete
medical adaptations
(calendar days)

2022-23

23 days

2021-22

38.2 days

Scottish
average

46.8 days



Complaints

Average time for a full response to complaints

Stage 1 *(working days)*

2022-23

4.2 days

2021-22

4 days

Scottish
average

5.8 days

Average time for a full response to complaints at

Stage 2 *(working days)*

2022-23

18.2 days

2021-22

20.8 days

Scottish
average

19.3 days



Homes and communities

We want you to be proud of your home and neighbourhood.

As well as building new homes, we work to make existing homes safer, more energy efficient and more attractive.



Homes and communities

You told us you wanted us to build more family homes. We'll build around 160 family homes over the next five years.

On allocations, you said we could make our priority bands clearer and provide more information, which we have done.









119

new homes built

£22m

improvements to homes
and communities



Apartment	Total units	Number lettable units	Average weekly rent
			
1	2996	2762	£74.51
2	8544	8175	£85.22
3	21,708	21,587	£91.28
4	8194	8170	£105.90
5+	1276	1272	£115.99
Total self-contained	42,718	41,966	£92.59

(Average rents based on lettable stock only)



Your repairs service

Listening to you helped us improve the repairs service.

Our new, specialist MyRepairs team helps get repairs sorted quickly.

We're also focusing on damp and mould.



Your repairs service

‘Book It, Track It, Rate It’ updates tenants on when a tradesperson will arrive and helps us reduce failed appointments. The instant feedback helps us improve. We’ll also look at expanding ‘Book It, Track It, Rate It’ to cover a wider range of repairs.





201,854

emergency and
non-emergency
repairs completed

**We'll keep listening
to you to help make
repairs better.**



Non-emergency repairs

Average time to complete
non-emergency repairs

2022-23

8.9 days

2021-22

8.1 days

Scottish
average

8.7 days

Repairs and maintenance

Satisfaction with repairs or
maintenance in last 12 months

2022-23

89.8%

2021-22

88.8%

Scottish
average

88%



Reactive repairs completed right first time

2022-23	91.5%
---------	-------

2021-22	91%
---------	-----

Scottish average	87.8%
---------------------	-------

Gas safety Number of times the statutory obligation to complete a gas safety check within 12 months of a gas appliance being fitted or its last check was not met

2022-23	0
---------	---

2021-22	0
---------	---



Rent and value for money

The cost-of-living crisis means it's more important than ever for tenants to feel their home and services are good value for money.

We helped tenants struggling with the rising price of food and energy and the challenges caused by Universal Credit.



Value for money

Percentage of tenants who
feel their rent is good value
for money

2022-23 **79.4%***

2021-22 **79.4%***

Scottish
average **81.8%**

*Same figure as past two years (see page 3)

Rent collected

as a percentage of total
rent due

2022-23 **97.5%**

2021-22 **98.9%**

Scottish
average **99%**



Rent arrears

Gross rent arrears

2022-23 **5.8%**

2021-22 **5.2%**

Scottish
average **6.9%**

Re-let properties

Average length of time taken to
re-let properties

2022-23 **20.6 days**

2021-22 **23.5 days**

Scottish
average **55.6 days**



Rent lost

Rent lost through properties
being empty

2022-23

0.5%

2021-22

0.6%

Scottish
average

1.4%



Engaging with tenants

Giving tenants real influence over decision-making remained a priority.

Focus groups – on repairs, for example – help us improve our services. Surveys, neighbourhood walkabouts, open days and other ways tenants make their voices heard make sure we reflect your priorities.



Engaging with tenants

We introduced patch newsletters to keep tenants updated on developments in their local area.

Other newsletters give tenants feedback on events we held and changes we are making.





1040

tenants recruited as
‘Customer Voices’

793

events and activities held

316

tenants on regional panels
for rent, safety and more



Decision making

Percentage of tenants who were happy with opportunities to participate

2022-23 **80.1%***

2021-22 **80.1%***

Scottish average **85.9%**

Keeping you informed

Tenants satisfied with their landlord keeping them informed about their services and decisions

2022-23 **88.2%***

2021-22 **88.2%***

Scottish average **89.7%**

*Same figure as past two years (see page 3)





We've expanded the Group Scrutiny Panel, which now includes more than 30 customers from all parts of the group. The Panel meets quarterly to review our performance. At each meeting, the Panel also selects a spotlight focus, such as allocations or anti-social behaviour. The Panel has established a sub-group which is currently carrying out a thematic review of our repairs communication. Their report will be shared on our website later this year.

Your feedback can help us improve things. Phone 0800 479 7979.



Landlord self-assurance is at the heart of the Scottish Housing Regulator's approach to regulation. An important element of this is our Annual Assurance Statement. We have assessed compliance against the relevant regulatory requirements and the Wheatley Group Board considered evidence at its meeting on 30 August 2023. The Wheatley Group Board has confirmed that all Registered Social Landlords which are part of Wheatley Housing Group Limited – Wheatley Homes Glasgow, Wheatley Homes East, Wheatley Homes South and Loretto Housing Association – comply with all relevant requirements set out in the regulatory framework. The full statement is available to view at www.wheatley-group.com We also comply with the Scottish Social Housing Charter. This Annual Report provides an assessment of our performance against the outcomes and standards.

